

How to clean the Puqpress® ?



Daily cleaning: Only with brush, Puqpress in 'Clean' mode

Weekly cleaning: Remove complete tamper disk, see procedure below


Step 1:

Put unit in 'Cleaning' mode



Step 2:

Remove top cover




Step 3:

Take the Allen key




Step 4:

Unscrew bolt by turning *counterclockwise*



Step 5:

Remove bolt and washer



Step 6:

Remove bolt and washer



Step 7:

Remove tamper disk by
turning *counterclockwise*



Step 8:

Clean cavity with a brush

